



The Fastpitch Plate Umpire

- **These Seminar notes are based on International Best Practices.**
- Resource material sourced from
 - Softball New Zealand
 - The International Softball Federation
 - Softball Canada
 - Softball Australia



Be the very best you can be

- **When you compete with a person, you only have to be as good or better than the person to win.**
- **If you compete with yourself, there is no limitation to how good you can be.”**

Chu Chin-Ning



Quality Checking

- **How important is Quality**
- **How important is Quality checking**



The Fastpitch Plate Umpire

- **Today's session is divided into three segments**
 - **Before the first pitch**
 - **Plate Umpiring our ball game Step by Step**
 - **General Plate Umpiring Duties**



Before The First Pitch

- **Mental preparation**
 - **Self Confidence**
 - **Physical and Personal Presentation**
 - **Mental Toughness**
 - **Rule Knowledge**
 - **Game Knowledge**
 - **Visual Awareness**



Be Prepared

- **Pre-game Preparation**
 - **Clear Mind**
 - **Being prepared before we leave home**
 - **Pre-game with your crew**
 - **Gear check**
 - **Pre-game with both managers**
 - **Start on time**



Our Ballgame Step by Step

- **Game Statistics**
 - **Around 180 judgment calls (80 to 85% of all pitches)**
- **Warm-up pitches**
 - **Release - Track – Speed - Movement**
- **Pre-first pitch**
 - **Final personnel and diamond check**
- **OPAAT – One Pitch At A Time**
 - **Build your game one pitch at a time**



The Stance

- Work the slot
- Unobstructed vision from the pitchers release point
- Eyes set at top and inside of batters strike zone
- Comfortable and relaxed
- As close to catcher as practical
- Back and neck to be as straight as possible



The Square Stance





The Staggered Stance






The Staggered Stance





Tracking

Release point






Strike Zone


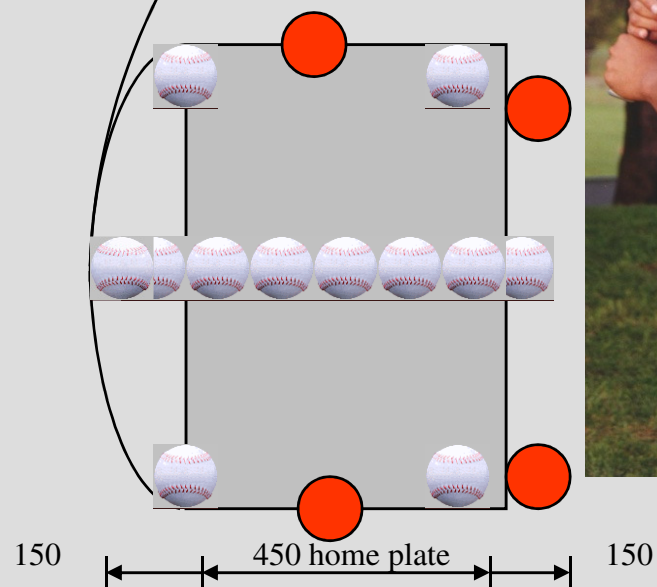
- **This is what Merle Butler had to say**
 - You must “open” your strike zone
 - Judge any pitch crossing the black as crossing the white
 - Work on keeping the top of the ball at the top of the zone and ...
 - The bottom of the ball at the bottom of the zone
 - Call an aggressive strike zone.

Strike Zone

Top of zone - 1 1/2 ball widths below collar bone



Bottom of zone - top of knees





General Duties


- Fair / Foul
- Hit Pitch
- Catch
- Interference / Obstruction
- Trailing the Runner to First
- Substitutions
- Batting Out of Order



General Duties

- Conferences
- Strike signal / Called Third Strike signal
- Check Swing
- Count
- Game Control
- Quality Judgment leads to client satisfaction.

What will happen tomorrow



- **We must adapt to change**
- **We must umpire to International Best Practice**
- **This will mean continual change.**
- **Are you ready for tomorrow's game**